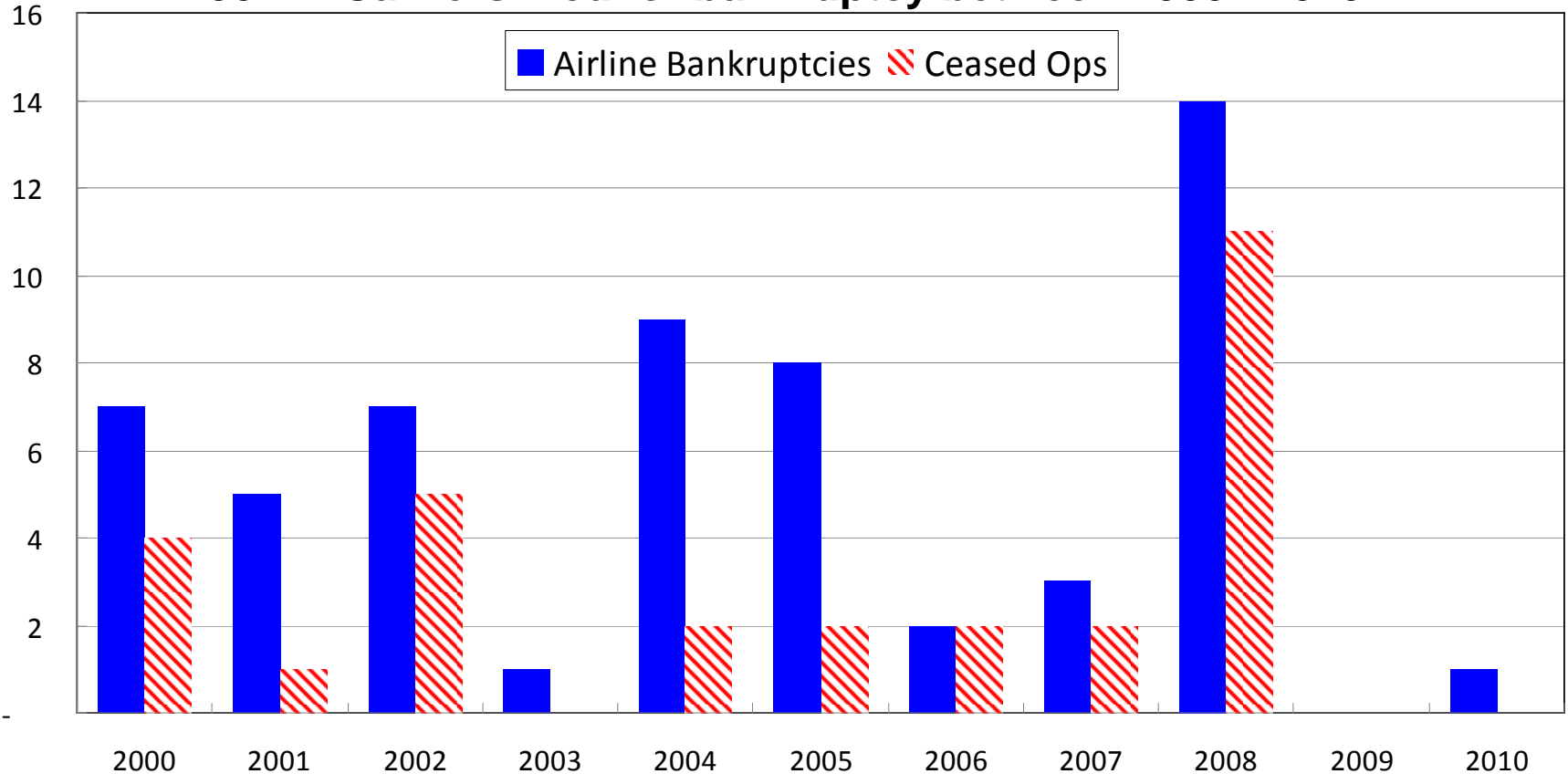


**Results of Bankruptcy
on
Air Line Pilots Association, Int'l**

Airline Bankruptcies

50 Air Carriers filed for bankruptcy between 2000 - 2010



29 Air Carriers ceased operations between 2000 - 2010

Source: Air Transport Association, DOT and ALPA E&FA

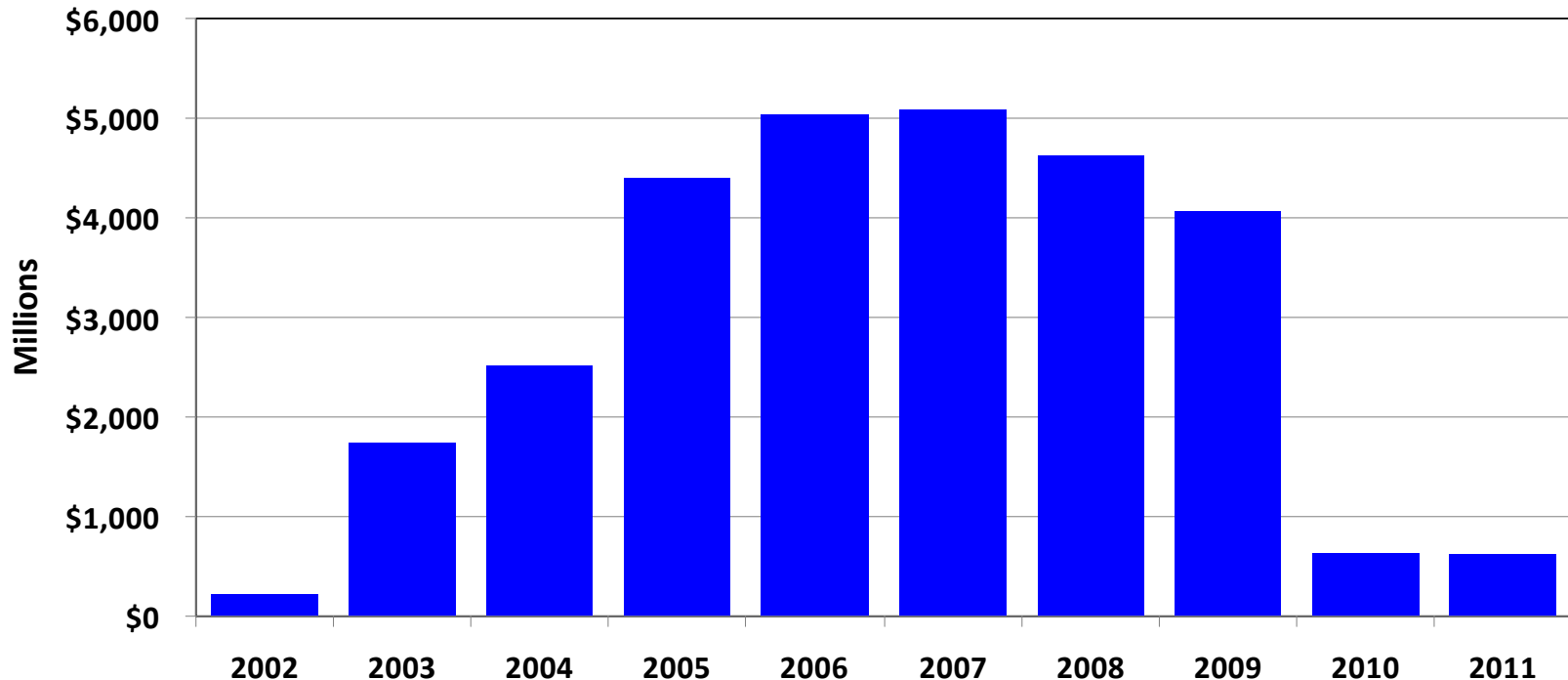
Airlines That Have Declared Bankruptcy or Ceased Operations Since 2000

Airline Name	Filed	Airline Name	Filed	Airline Name	Filed
Tower Air	2/29/2000	Hawaiian	3/21/2003	Gemini Air Cargo	3/15/2006
Kitty Hawk Aircargo	5/1/2000	Great Plains Airlines	1/23/2004	Traveland	3/1/2007
Pro Air	9/19/2000	Atlas Air/Polar Air Cargo	1/30/2004	Kitty Hawk Aircargo	10/15/2007
Fine Air Services	9/27/2000	Piedmont	9/12/2004	MAXjet Airways	12/24/2007
Legend Airlines	12/3/2000	PSA	9/12/2004	Big Sky	1/7/2008
Reeve Aleutian Airways	12/5/2000	US Airways	9/12/2004	Skyway	1/16/2008
National Airlines	12/6/2000	American Trans Air	10/26/2004	Aloha Airlines	3/31/2008
Allegiant Air	12/13/2000	Pan American Airways/Boston-Maine	11/1/2004	Champion	3/31/2008
Trans World Express	1/10/2001	Southeast Airlines	12/1/2004	American Trans Air	4/2/2008
TWA	1/10/2001	Aloha Airlines	12/31/2004	Skybus Airlines	4/7/2008
Midway	8/14/2001	Westward Airways	7/1/2005	Frontier Airlines	4/11/2008
Midway Commuter	8/14/2001	Delta Air Lines	9/27/2005	Eos Airlines	4/26/2008
Emery Worldwide	12/5/2001	Comair	9/27/2005	Gemini Air Cargo	6/18/2008
Sun Country	1/2/2002	Northwest Airlines	9/27/2005	Air Midwest (Mesa Air Group)	6/30/2008
CCAair	7/1/2002	TransMeridian Airlines	9/29/2005	Vintage Props & Jets	7/18/2008
Vanguard Airlines	7/30/2002	Mesaba	10/13/2005	Zoom Airlines	9/3/2008
Piedmont	8/11/2002	FLYi Independence Air	11/7/2005	Sun Country	10/6/2008
PSA	8/11/2002	Era Aviation	12/28/2005	Primaris Airlines	10/15/2008
US Airways	8/11/2002	Florida Coast Airlines	2/21/2006	Mesa Air Group	1/5/2010
United Airlines	12/9/2002				

Shaded carriers filed twice during 2000-2010

Pilot Concessions 2003-2011

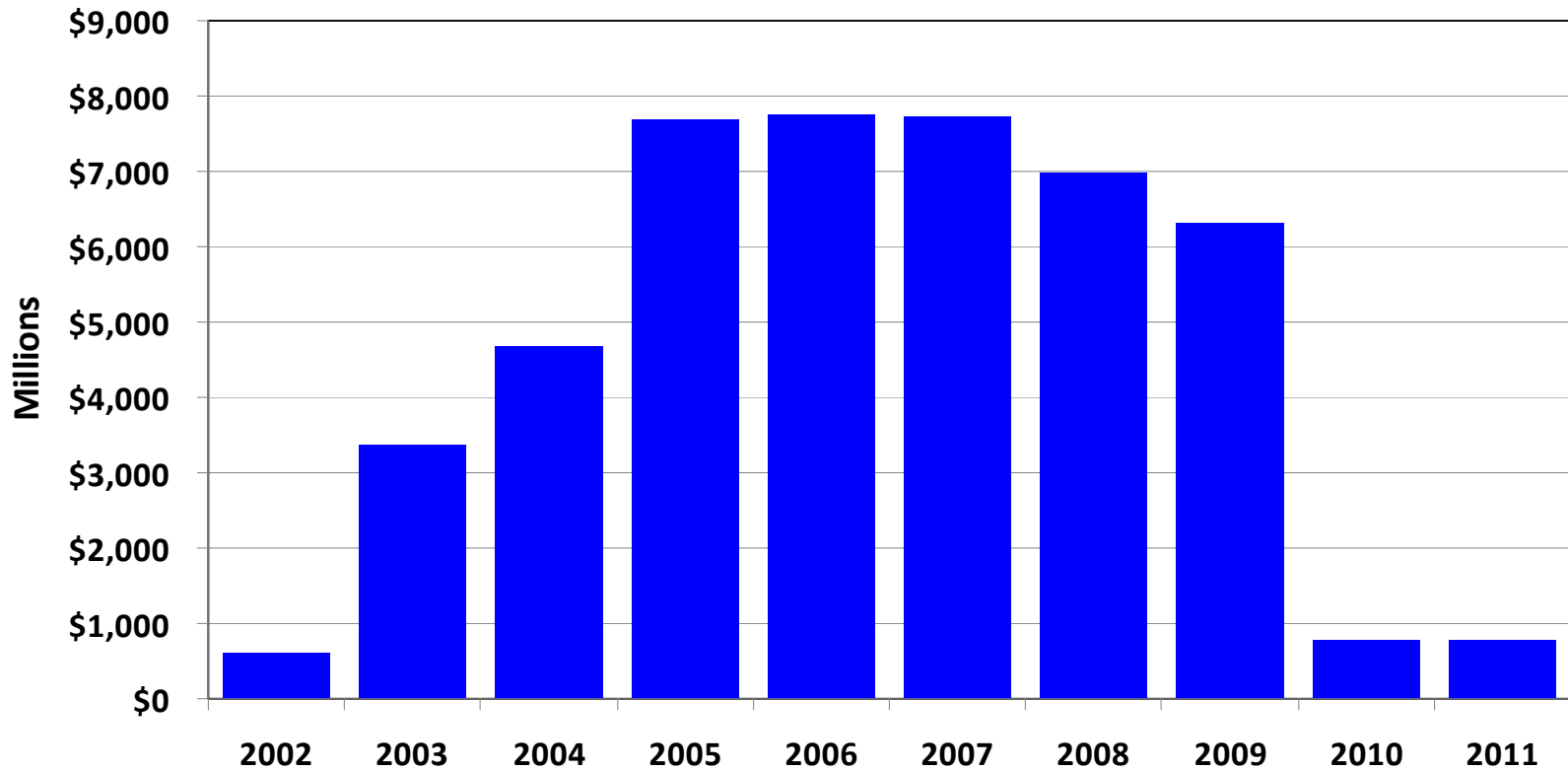
Pilots conceded nearly \$30 billion to airlines between 2002 and 2011, not including lost retirement benefits of nearly \$5.5 billion.



Source: Company press releases, ALPA E&FA. Includes amounts for ALK, AMR, CAL, DAL, NWA, UAL, US Air, Aloha, ATA, Comair, HAL, Mesaba

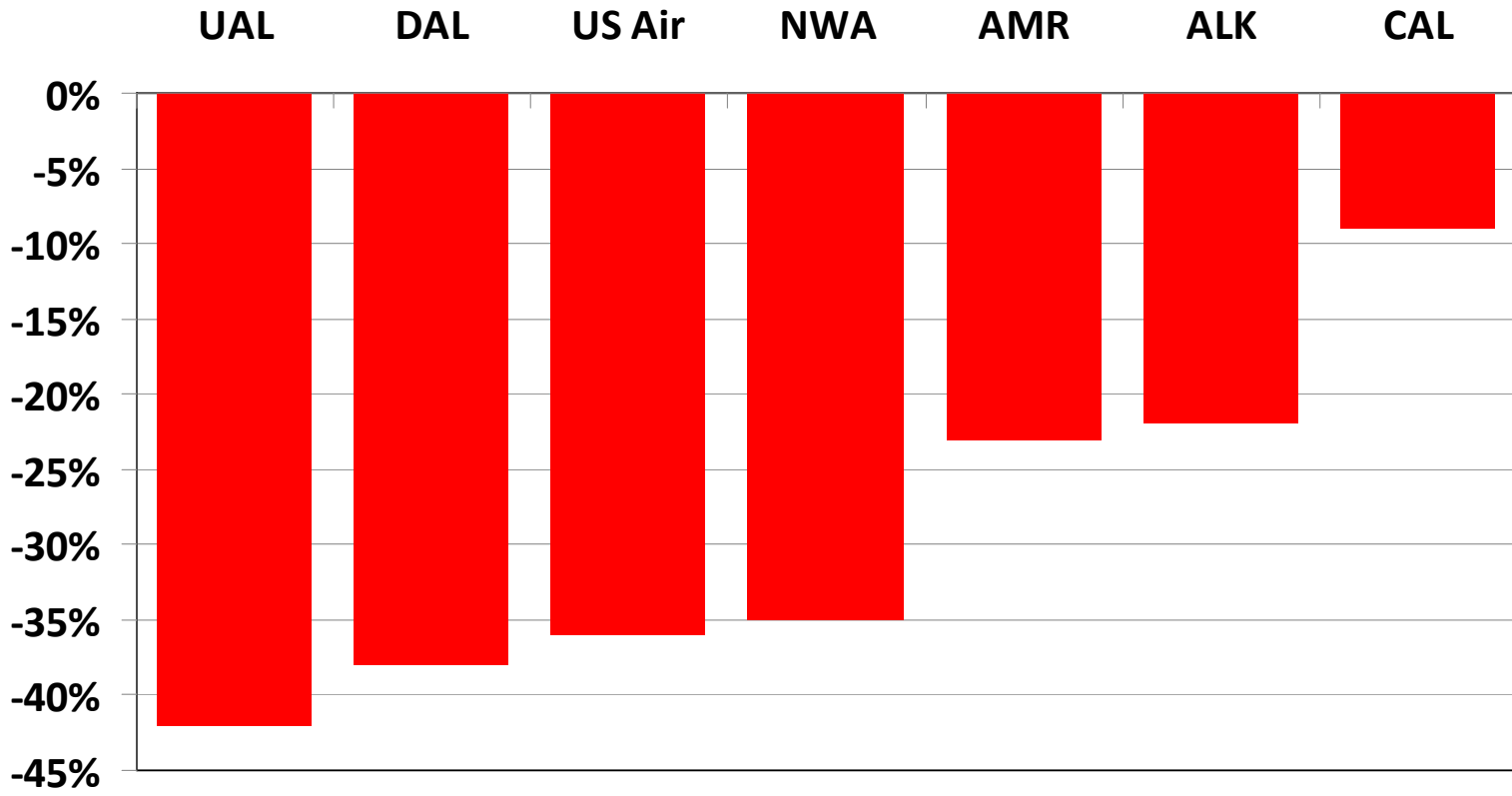
Other Labor Concessions 2003-2011

Other labor groups conceded nearly \$47 billion to airlines between 2002 and 2011.



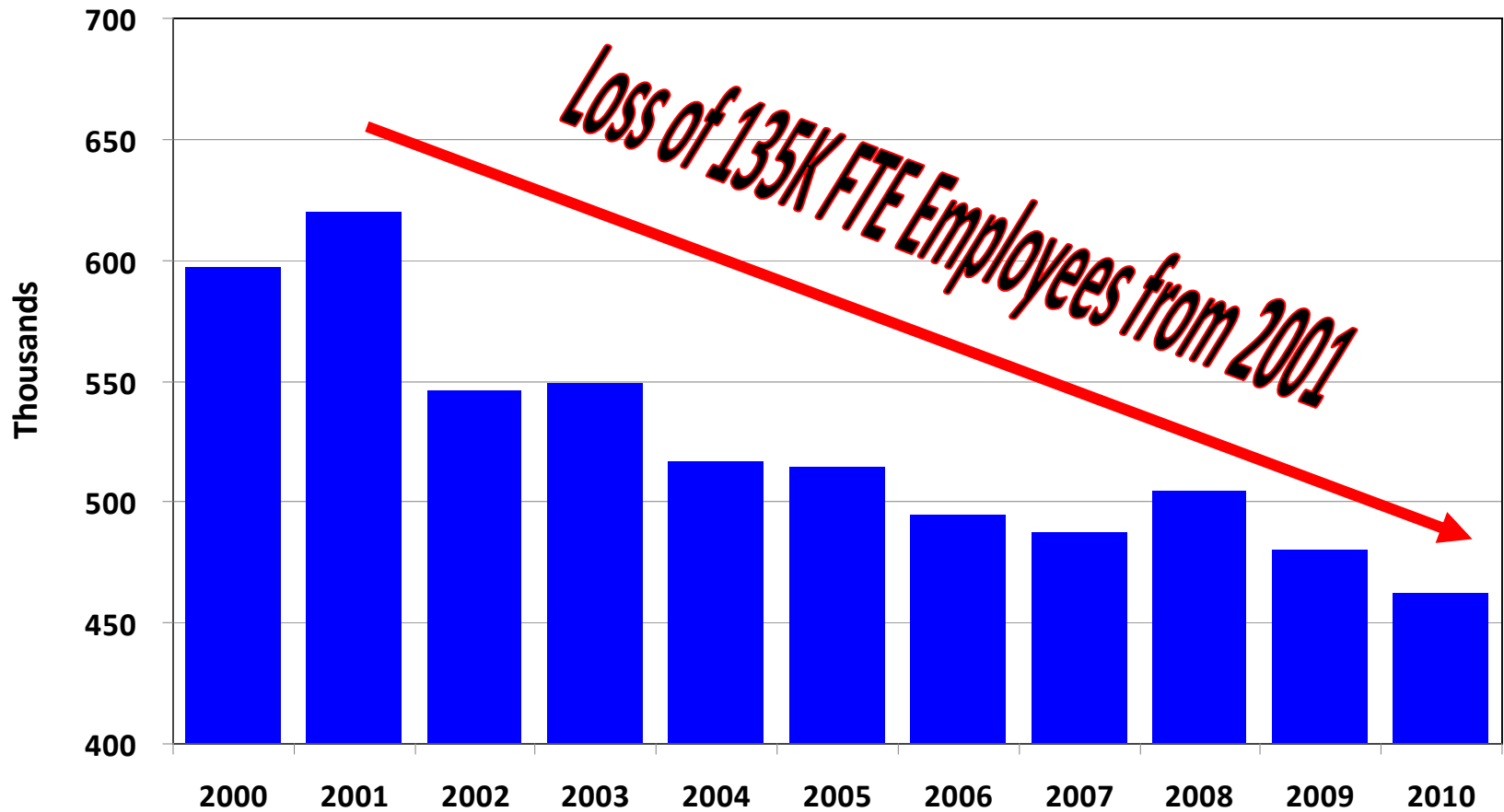
Source: Company press releases, ALPA E&FA. Includes amounts for ALK, AMR, CAL, DAL, NWA, UAL, US Air.

Pilot Contract Hourly Pay Rate Cuts 2001-2007



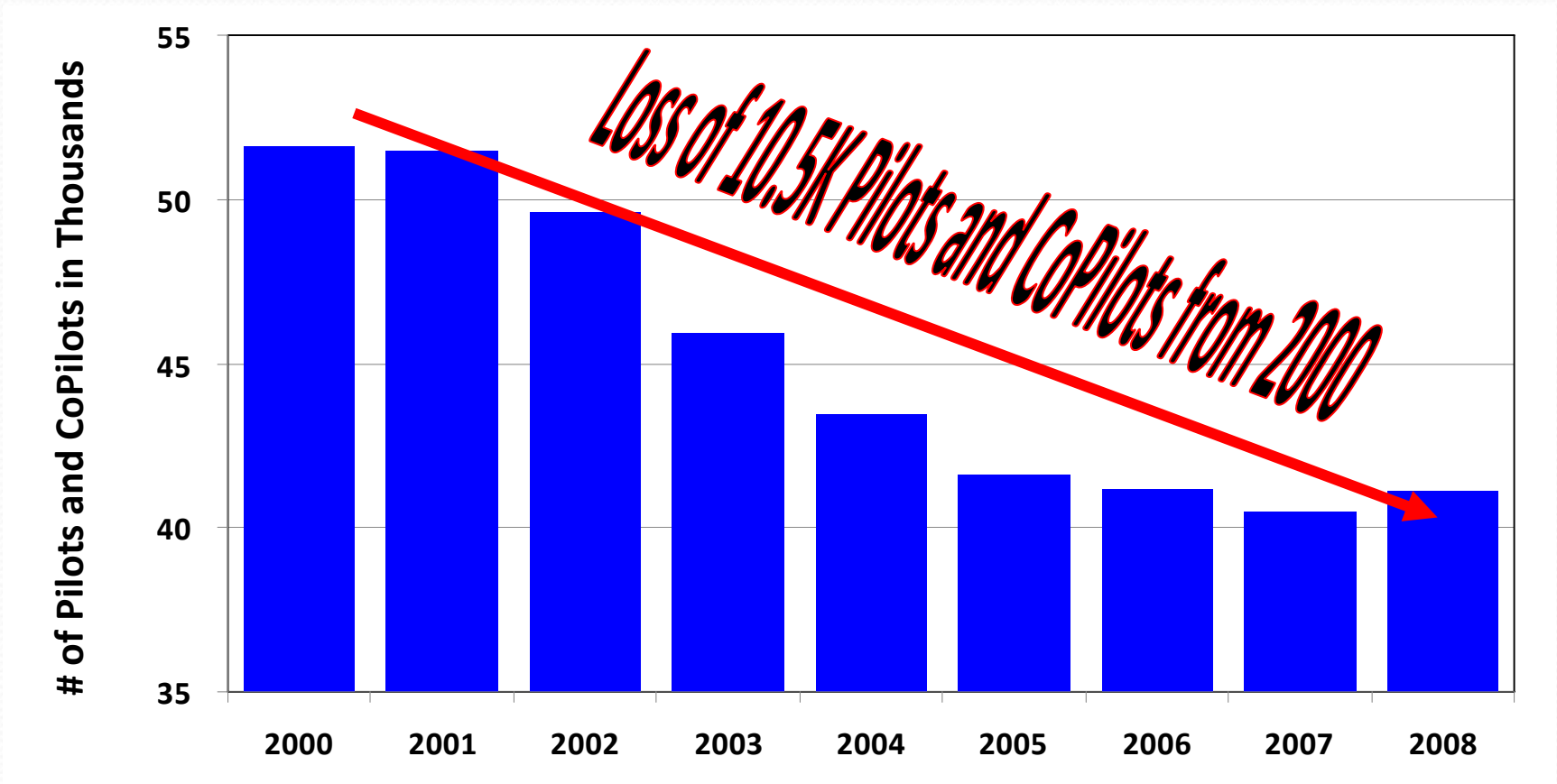
Source: Company press releases, ALPA E&FA. Includes amounts for ALK, AMR, CAL, DAL, NWA, UAL, US Air,

Employment Drastically Reduced At Airlines



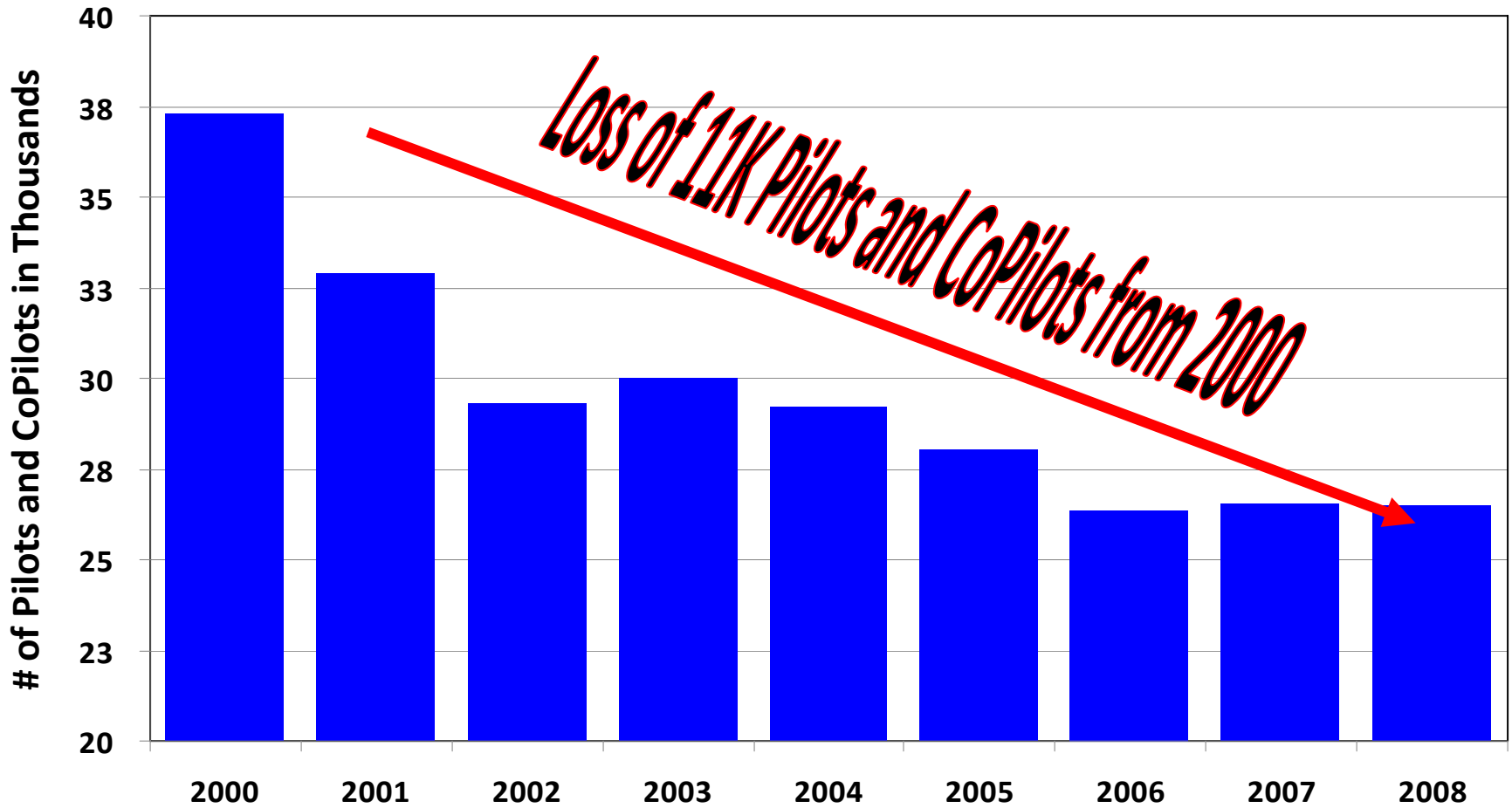
Source: BTS Number of Airline Employees, January of each year shown

Overall Fewer Pilots at Major Airlines



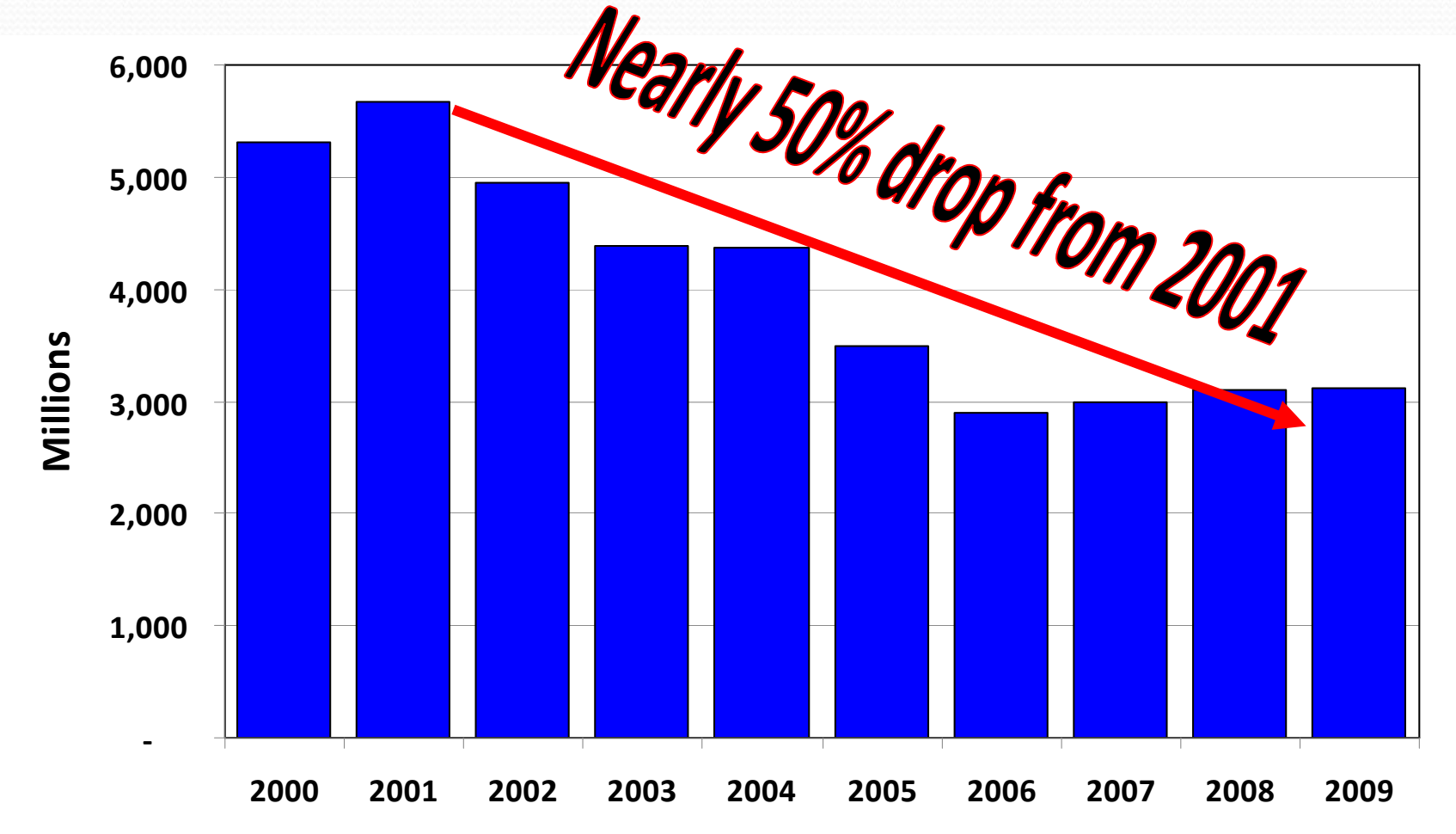
Source: BTS P10 Data for AMR, ALK, ATA, CAL, DAL, NWA, SWA, UAL, US Airways. 2009 data unavailable until July 2010.

Pilot Numbers At Carriers that Have Filed Bankruptcy



Source: BTS P10 Data for airlines that filed bankruptcy during 2000-2010. Data for 2009 unavailable until July 2010.

Total Pilot Salaries At Carriers that **HAVE** Filed Bankruptcy



Source: BTS P52 Data for carriers that have filed bankruptcy

Notes and Sources

- **Data on concessions from press releases and ALPA E&FA estimates**
- **Data on employment from BTS**
- **Pilot employment numbers from BTS, Schedule P10**
- **Pilot salary information from BTS, Schedule P52. Not all carriers are required to file P52. Of those carriers that filed, the data was segregated if the carrier had filed bankruptcy during the 2000-2010 time period.**
- **General Management salary information taken from BTS, Schedule P6. As with the P52 schedule, not all carriers are required to file.**
- **P6 data is not collected by aircraft as the P52 data is collected.**