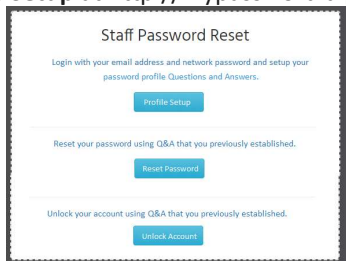


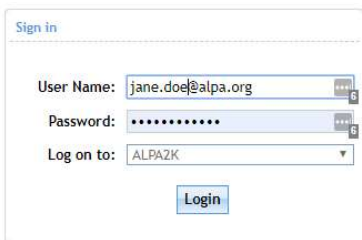


Enrollment – Setup Questions and Answers

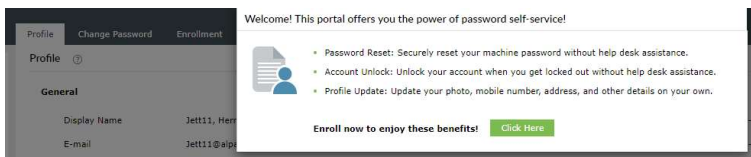
1. Click on **Profile Setup** at <http://mypassword.alpa.org>



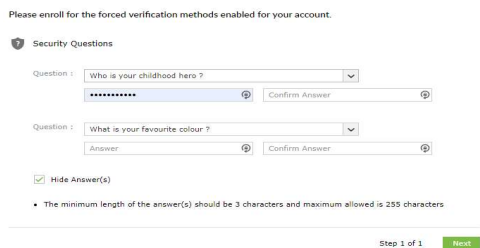
2. Login with your email address and password.



3. Select **Click Here** on pop up window. (if missing, select **Enrollment**)



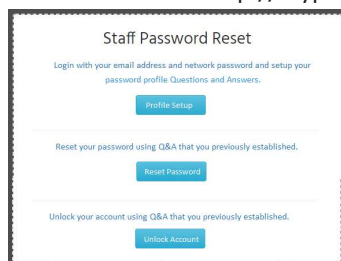
4. Choose Security Questions and select **Next**.



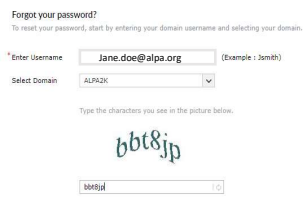
Congratulations! You have successfully enrolled!

Password Reset

1. Click on **Reset Password** at <http://mypassword.alpa.org>



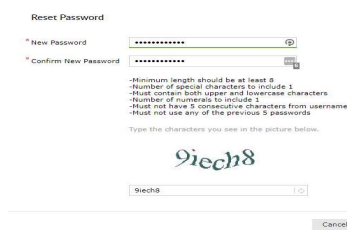
2. Enter email address, enter Captcha, and click **Continue**.



3. Answer security questions, Captcha, and click **Continue**.



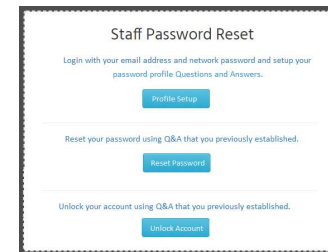
4. Enter new password twice, enter Captcha, and click **Reset Password**.



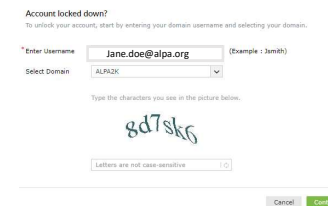
Congratulations! Your password is reset!

Unlock Account

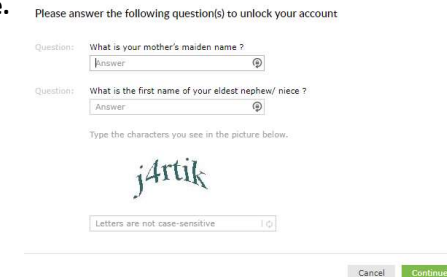
1. Click on **UnlockAccount** at <http://mypassword.alpa.org>



2. Enter email address, enter Captcha, and click **Continue**.



3. Answer security questions, Captcha, and click **Continue**.



4. Enter Captcha, and click **Unlock Account**.



Congratulations! Your account is unlocked!